



2-077SL Swinghandle RS PrC SNAP-LINE

Swinghandle with 90° closing rotation. For 3-point cams / round rods

Benefits:

- ▶ Low profile design.
- ▶ Cylinder barrel DIRAK 1333 with stainless steel dust cap.
- ▶ The pre-assembled Swinghandle (single or 3-point cam) can simply be snapped into the cutout.
- ▶ RH / LH application is achieved by the rotating bottom with limiting stop at 90°.
- ▶ IP65 DIN EN 60529 by captive sealing.
- ▶ Key with synthetic coated grip.
- ▶ H-dimension of cam \geq 16mm.

Material:

- ▶ **Swinghandle and dish:** zinc die, black
- ▶ **Seal:** TPE

1. = Guide Swinghandle with pre-assembled cam through upper cutout
2. = Swinghandle completely snapped in
3. = Final position fully snapped
4. = Rotating bottom
5. = Captive seal

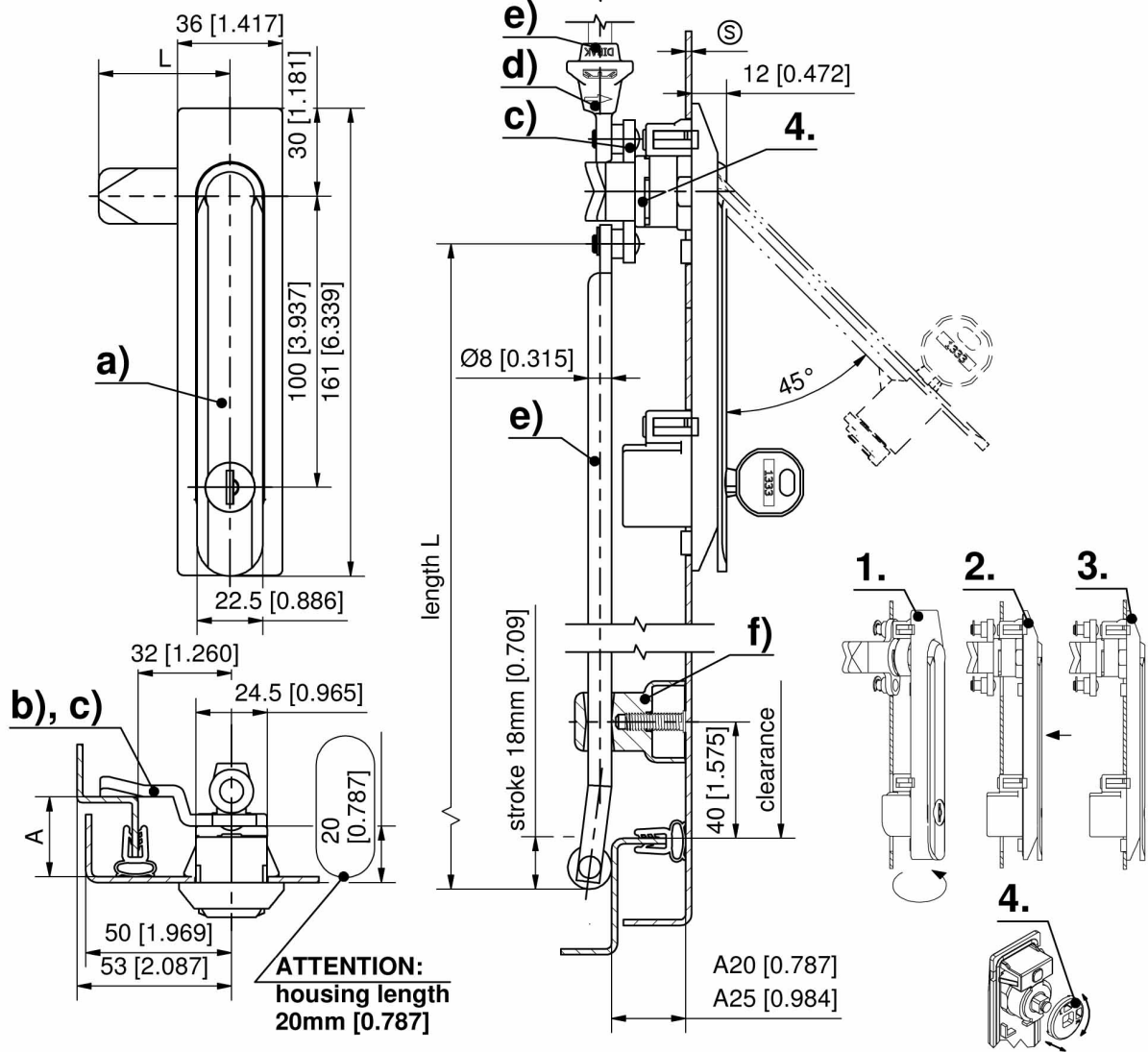


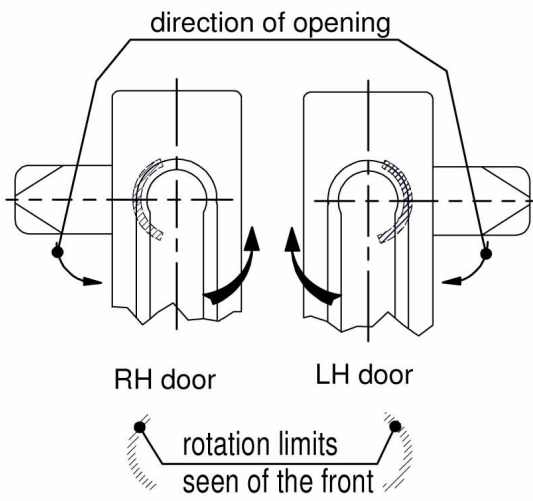
Swinghandle zinc die, black with cylinder barrel

	Part Number	Latching type	Closing	Installation type	Clamping range
a)	407-9601.00-00015	keyed alike DIRAK 1333	keyed alike DIRAK 1333	snap-in	1,2 - 1,7 mm
a)	407-9601.00-00020	keyed alike DIRAK 1333	keyed alike DIRAK 1333	snap-in	1,7 - 2,2 mm
a)	407-9601.00-00025	keyed alike DIRAK 1333	keyed alike DIRAK 1333	snap-in	2,2 - 2,7 mm

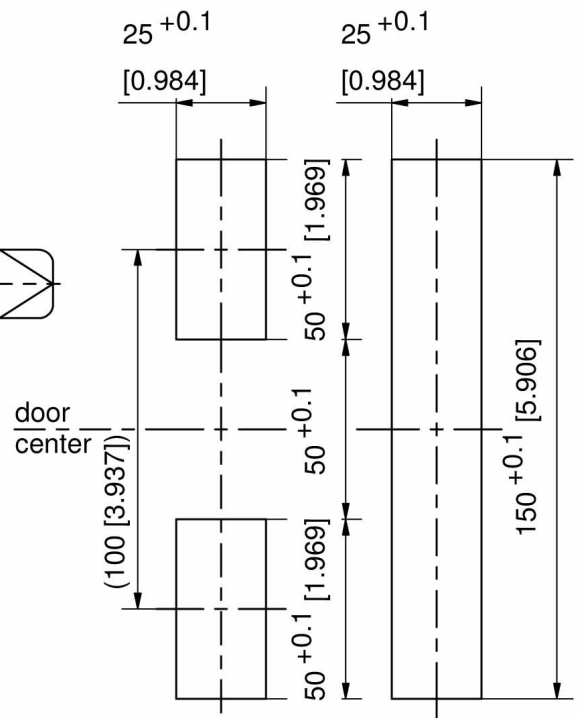
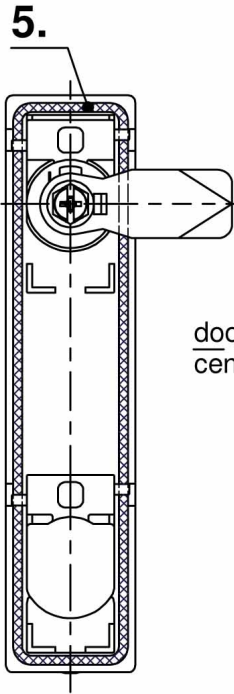
Complementary Products:

b)	1-095	Cams PA
b)	1-102	Cams L35/45
b)	1-262	Cam with or without ramp
c)	2-151	2-, 3- and 4-Point Cam Adapter
d)	1-181.01	Adapter for Round Rods
d1)	1-181SL	Adapter PA for Round Rods SNAP-LINE
e)	1-170	Round Rods
e)	1-180	Round Rods
f)	1-190	Rod Guides for 8mm Round Rods
f)	1-192	Rod Guides
f)	1-193SL	Rod Guide RS SNAP-LINE
	292-0306.80-02530	Tool for uninstallation
	1-105	Roller Cam height adjustable





The cam rotation is limited to 90°
RH or LH if single point or multi-point
cams have a stop.



Formula for rods with eye and rollers:
cutout in the door center (rod length varies)

$$L = \frac{\text{upper rod clearance} - 12\text{mm}[0.472]}{2 [0.079]} - 50 \text{ mm} [1.969] \quad L = \frac{\text{lower rod clearance} - 12\text{mm}[0.472]}{2 [0.079]} + 50 \text{ mm} [1.969]$$

cutout outside the door center (rod length equal)

$$L = \frac{\text{clearance} - 12\text{mm}[0.472]}{2[0.079]}$$