




WM6 ARROW WELDING MAGNET

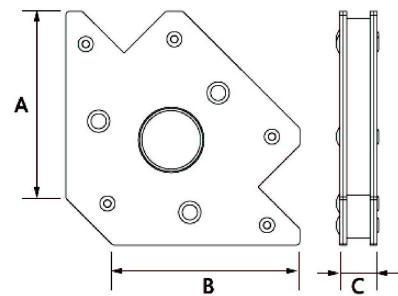


The main uses and characteristics

Application : Can be used for welding, soldering, pipe installation, assembly, magnetic pick-up tool etc.

- Features :
1. Strong NdFeB magnet encased in durable steel casing and reinforced with rivets.
 2. Multi-angle design can be used at 45, 90 or 135 degrees.

Model	Dimension	Angles	Net Weight
WM6-S	55X55X14	45°/90°/135°	0.43
WM6-M	80X80X16	45°/90°/135°	0.46



The above products specifications and dimensions are for reference only, shall be subject to the actual product by our company, are subject to change without prior notice

WM5 SINGLE SWITCH WELDING MAGNET

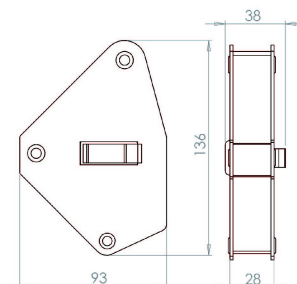
The main uses and characteristics

Application: Ideal for ferrous metal holding for welding jobs, good tool for welders.

- Features:
1. Ideal for round and square tubing, angles and flat stock.
 2. Turn on and off switch to control the magnet, fast & safe set up.
 3. Fast and easy way to hold metal at multi angles 30°/45°/60°/90°/110°/115°/165°



Model	Dimension	Angles	Net Weight	Test max pull off force
WM5-S	136X93X28	30°/45°/60°/90°/ 110°/115°/165°	0.59	35



The above products specifications and dimensions are for reference only, shall be subject to the actual product by our company, are subject to change without prior notice