











P540

NEW

P541 - P542 - P543 P544 - P545











FULL STEEL MOUNTING FOOT WITH STEEL STEM AND NON-SLIP TPV BASE

Version P540: Steel mounting foot with stem type A - R12.4 with non-slip TPV base

|  | Art. | D | H | H1 | H3 | E | s | R | d1 | Q | Δ g | F1 (kN) |
|---|-----------------|----|------|------|------|--|---|------|-----|-----------|-------------|---------|
| ● | P54040.VZM08X.. | 40 | 15 | 26 | 17,5 |  13 | 5 | 12,4 | M08 | 45-70 | 132-139 | 13 |
| ● | P54040.VZM10X.. | 40 | 15 | 26 | 17,5 |  13 | 5 | 12,4 | M10 | 45-70-100 | 140-152-179 | 23 |
| ● | P54040.VZM12X.. | 40 | 15 | 26 | 17,5 |  13 | 5 | 12,4 | M12 | 45-70-100 | 149-168-188 | 23 |
| ● | P54050.VZM08X.. | 50 | 17,5 | 29,5 | 20 |  13 | 5 | 12,4 | M08 | 45-70 | 195-202 | 13 |
| ● | P54050.VZM10X.. | 50 | 17,5 | 29,5 | 20 |  13 | 5 | 12,4 | M10 | 45-70-100 | 203-215-240 | 23 |
| ● | P54050.VZM12X.. | 50 | 17,5 | 29,5 | 20 |  13 | 5 | 12,4 | M12 | 45-70-100 | 212-231-251 | 32 |
| ● | P54060.VZM08X.. | 60 | 19,5 | 32 | 22 |  13 | 5 | 12,4 | M08 | 45-70 | 295-302 | 13 |
| ● | P54060.VZM10X.. | 60 | 19,5 | 32 | 22 |  13 | 5 | 12,4 | M10 | 45-70-100 | 303-315-340 | 23 |
| ● | P54060.VZM12X.. | 60 | 19,5 | 32 | 22 |  13 | 5 | 12,4 | M12 | 45-70-100 | 312-331-351 | 23 |


Enter the selected stud length in place of the two dots . . in the item code.

Version P541: Steel mounting foot with stem type A - R15 with non-slip TPV base

|  | Art. | D | H | H1 | H3 | E | s | R | d1 | Q | Δ g | F1 (kN) |
|---|-----------------|----|------|------|------|--|-----|----|-----|------------------------------|------------|---------|
| ● | P54140.VZM12X.. | 40 | 15 | 26 | 17,5 |  16 | 6,5 | 15 | M12 | 50-70-90-110 | pag.55 | 33 |
| ● | P54140.VZM14X.. | 40 | 15 | 26 | 17,5 |  16 | 6,5 | 15 | M14 | 50-70-90-110-130-150 | pag.55 | 33 |
| ● | P54140.VZM16X.. | 40 | 15 | 26 | 17,5 |  16 | 6,5 | 15 | M16 | 50-70-90-110-130-150-170-190 | pag.55 | 50 |
| ● | P54150.VZM12X.. | 50 | 17,5 | 29,5 | 20 |  16 | 6,5 | 15 | M12 | 50-70-90-110 | pag.55 | 33 |
| ● | P54150.VZM14X.. | 50 | 17,5 | 29,5 | 20 |  16 | 6,5 | 15 | M14 | 50-70-90-110-130-150 | pag.55 | 33 |
| ● | P54150.VZM16X.. | 50 | 17,5 | 29,5 | 20 |  16 | 6,5 | 15 | M16 | 50-70-90-110-130-150-170-190 | pag.55 | 50 |
| ● | P54160.VZM12X.. | 60 | 19,5 | 32 | 22 |  16 | 6,5 | 15 | M12 | 50-70-90-110 | pag.55 | 33 |
| ● | P54160.VZM14X.. | 60 | 19,5 | 32 | 22 |  16 | 6,5 | 15 | M14 | 50-70-90-110-130-150 | pag.55 | 33 |
| ● | P54160.VZM16X.. | 60 | 19,5 | 32 | 22 |  16 | 6,5 | 15 | M16 | 70-90-110-130-150-170-190 | pag.55 | 50 |








Enter the selected stud length in place of the two dots . . in the item code. Customised stud length available for a minimum of 100 pieces.

Version P542: Steel mounting foot with stem type B - R12.4 with non-slip TPV base

|  | Art. | D | H | H1 | H3 | E | s | R | d1 | Q | Δ g | F1 (kN) |
|---|-----------------|----|------|----|----|--|---|------|-----|--------------------------|------------|---------|
| ● | P54260.VZM16X.. | 60 | 19,5 | 32 | 22 |  13 | 7 | 12,4 | M16 | 50-70-90-110-130-150-170 | pag.55 | 23 |




Enter the selected stud length in place of the two dots . . in the item code. Customised stud length available for a minimum of 100 pieces.

Version P543: Steel mounting foot with stem type B - R15 with non-slip TPV base

|  | Art. | D | H | H1 | H3 | E | s | R | d1 | Q | Δ g | F1 (kN) |
|---|-----------------|----|------|------|------|--|---|----|-----|----------------------------|------------|---------|
| ● | P54340.VZM20X.. | 40 | 15 | 26 | 17,5 |  16 | 7 | 15 | M20 | 90-110-130-150-170-190-210 | pag.56 | 50 |
| ● | P54350.VZM20X.. | 50 | 17,5 | 29,5 | 20 |  16 | 7 | 15 | M20 | 90-110-130-150-170-190-210 | pag.56 | 50 |
| ● | P54360.VZM20X.. | 60 | 19,5 | 32 | 22 |  16 | 7 | 15 | M20 | 90-110-130-150-170-190-210 | pag.56 | 50 |
| ● | P54340.VZM24X.. | 40 | 15 | 26 | 17,5 |  19 | 7 | 15 | M24 | 90-110-130-150-170-190-210 | pag.56 | 50 |
| ● | P54350.VZM24X.. | 50 | 17,5 | 29,5 | 20 |  19 | 7 | 15 | M24 | 90-110-130-150-170-190-210 | pag.56 | 50 |
| ● | P54360.VZM24X.. | 60 | 19,5 | 32 | 22 |  19 | 7 | 15 | M24 | 90-110-130-150-170-190-210 | pag.56 | 50 |




Enter the selected stud length in place of the two dots . . in the item code. Customised stud length available for a minimum of 100 pieces.

Version P544: Steel mounting foot with stem type B - R24 with non-slip TPV base

|  | Art. | D | H | H1 | H3 | E | s | R | d1 | Q | Δ g | F1 (kN) |
|---|-----------------|----|------|----|----|--|---|----|-----|--------------------|------------|---------|
| ● | P54460.VZM16X.. | 60 | 19,5 | 44 | 22 |  13 | 7 | 24 | M16 | 90-110-130-150-170 | pag.56 | 60 |
| ● | P54460.VZM20X.. | 60 | 19,5 | 44 | 22 |  16 | 7 | 24 | M20 | 90-110-130-150-170 | pag.56 | 60 |

Enter the selected stud length in place of the two dots . . in the item code. Customised stud length available for a minimum of 100 pieces.

Version P545: Steel mounting foot with stem type A - R24 with non-slip TPV base

|  | Art. | D | H | H1 | H3 | E | s | R | d1 | Q | Δ g | F1 (kN) |
|---|-----------------|----|------|----|----|--|---|----|-----|--------------------|------------|---------|
| ● | P54560.VZM16X.. | 60 | 19,5 | 44 | 22 |  13 | 7 | 24 | M16 | 90-110-130-150-170 | pag.56 | 60 |
| ● | P54560.VZM20X.. | 60 | 19,5 | 44 | 22 |  16 | 7 | 24 | M20 | 90-110-130-150-170 | pag.56 | 90 |

Enter the selected stud length in place of the two dots . . in the item code. Customised stud length available for a minimum of 100 pieces.

Material:
Free-cutting steel foot base.

Surface finish:
Smooth.

Colour:
Standard blue galvanising.

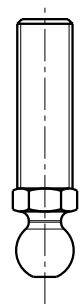
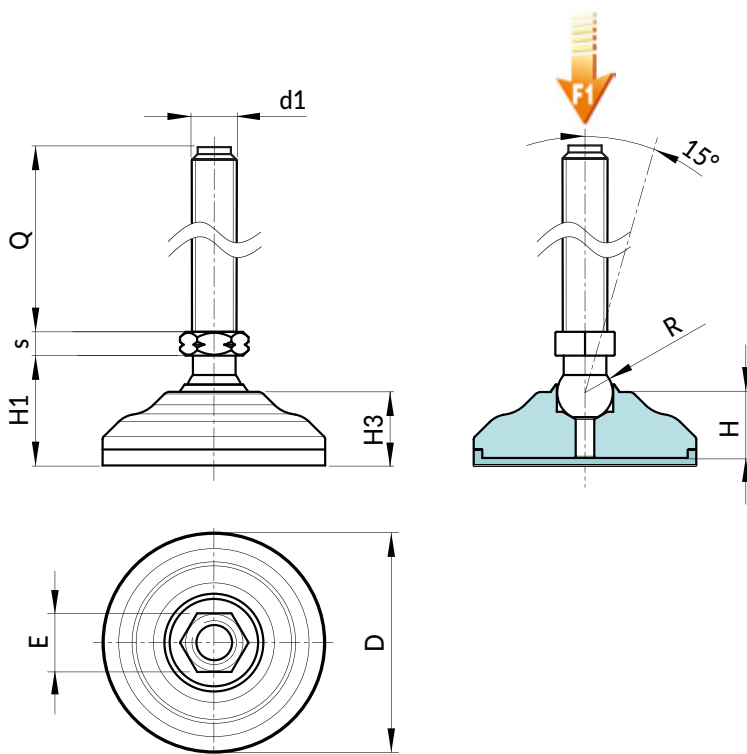
Inserts:
Threaded and articulated gavanised stem, (thread tolerance 6g).

Non-slip base:
Thermoplastic vulcanised rubber TPV 75 Shore (only black RAL 9011). Resistant to oils and greases.

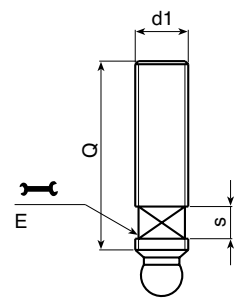
Stem fixing method:
The stem is fixed to the base by pressing the socket edge. Cannot be disassembled.

SPECIAL REQUESTS:

- Upon request and for special quantities inserts can be supplied with customised lengths.



Stelo tipo A



Stelo tipo B

P540CIN NEW

P541CIN - P542CIN - P543CIN
P544CIN - P545CIN

FULL STAINLESS STEEL MOUNTING FOOT
WITH STEEL STEM AND NON-SLIP TPV BASE

INOX

Version P540CIN: Stainless steel mounting foot with stem type A - R12.4 with non-slip TPV base

| Art. | D | H | H1 | H3 | E | s | R | d1 | Q | Δ g | F1 (kN) |
|----------------------|----|------|------|------|----|---|------|-----|-----------|-------------|---------|
| ● P54040.INM08X..CIN | 40 | 15 | 26 | 17,5 | 13 | 5 | 12,4 | M08 | 45-70 | 132-139 | 13 |
| ● P54040.INM10X..CIN | 40 | 15 | 26 | 17,5 | 13 | 5 | 12,4 | M10 | 45-70-100 | 140-152-179 | 23 |
| ● P54040.INM12X..CIN | 40 | 15 | 26 | 17,5 | 13 | 5 | 12,4 | M12 | 45-70-100 | 149-168-188 | 23 |
| ● P54050.INM08X..CIN | 50 | 17,5 | 29,5 | 20 | 13 | 5 | 12,4 | M08 | 45-70 | 195-202 | 13 |
| ● P54050.INM10X..CIN | 50 | 17,5 | 29,5 | 20 | 13 | 5 | 12,4 | M10 | 45-70-100 | 203-215-240 | 23 |
| ● P54050.INM12X..CIN | 50 | 17,5 | 29,5 | 20 | 13 | 5 | 12,4 | M12 | 45-70-100 | 212-231-251 | 32 |
| ● P54060.INM08X..CIN | 60 | 19,5 | 32 | 22 | 13 | 5 | 12,4 | M08 | 45-70 | 295-302 | 13 |
| ● P54060.INM10X..CIN | 60 | 19,5 | 32 | 22 | 13 | 5 | 12,4 | M10 | 45-70-100 | 303-315-340 | 23 |
| ● P54060.INM12X..CIN | 60 | 19,5 | 32 | 22 | 13 | 5 | 12,4 | M12 | 45-70-100 | 312-331-351 | 23 |

Enter the selected stud length in place of the two dots . . in the item code.

Version P541CIN: Stainless steel mounting foot with stem type A - R15 with non-slip TPV base

| Art. | D | H | H1 | H3 | E | s | R | d1 | Q | Δ g | F1 (kN) |
|----------------------|----|------|------|------|----|-----|----|-----|------------------------------|--------|---------|
| ● P54140.INM12X..CIN | 40 | 15 | 26 | 17,5 | 16 | 6,5 | 15 | M12 | 50-70-90-110 | pag.55 | 33 |
| ● P54140.INM14X..CIN | 40 | 15 | 26 | 17,5 | 16 | 6,5 | 15 | M14 | 50-70-90-110-130-150 | pag.55 | 33 |
| ● P54140.INM16X..CIN | 40 | 15 | 26 | 17,5 | 16 | 6,5 | 15 | M16 | 50-70-90-110-130-150-170-190 | pag.55 | 50 |
| ● P54150.INM12X..CIN | 50 | 17,5 | 29,5 | 20 | 16 | 6,5 | 15 | M12 | 50-70-90-110 | pag.55 | 33 |
| ● P54150.INM14X..CIN | 50 | 17,5 | 29,5 | 20 | 16 | 6,5 | 15 | M14 | 50-70-90-110-130-150 | pag.55 | 33 |
| ● P54150.INM16X..CIN | 50 | 17,5 | 29,5 | 20 | 16 | 6,5 | 15 | M16 | 50-70-90-110-130-150-170-190 | pag.55 | 50 |
| ● P54160.INM12X..CIN | 60 | 19,5 | 32 | 22 | 16 | 6,5 | 15 | M12 | 50-70-90-110 | pag.55 | 33 |
| ● P54160.INM14X..CIN | 60 | 19,5 | 32 | 22 | 16 | 6,5 | 15 | M14 | 50-70-90-110-130-150 | pag.55 | 33 |
| ● P54160.INM16X..CIN | 60 | 19,5 | 32 | 22 | 16 | 6,5 | 15 | M16 | 70-90-110-130-150-170-190 | pag.55 | 50 |

Enter the selected stud length in place of the two dots . . in the item code. Customised stud length available for a minimum of 100 pieces.

Version P542CIN: Stainless steel mounting foot with stem type B - R12.4 with non-slip TPV base

| Art. | D | H | H1 | H3 | E | s | R | d1 | Q | Δ g | F1 (kN) |
|----------------------|----|------|----|----|----|---|------|-----|--------------------------|--------|---------|
| ● P54260.INM16X..CIN | 60 | 19,5 | 32 | 22 | 13 | 7 | 12,4 | M16 | 50-70-90-110-130-150-170 | pag.55 | 23 |

Enter the selected stud length in place of the two dots . . in the item code. Customised stud length available for a minimum of 100 pieces.

Version P543CIN: Stainless steel mounting foot with stem type B - R15 with non-slip TPV base

| Art. | D | H | H1 | H3 | E | s | R | d1 | Q | Δ g | F1 (kN) |
|----------------------|----|------|------|------|----|---|----|-----|----------------------------|--------|---------|
| ● P54340.INM20X..CIN | 40 | 15 | 26 | 17,5 | 16 | 7 | 15 | M20 | 90-110-130-150-170-190-210 | pag.56 | 50 |
| ● P54350.INM20X..CIN | 50 | 17,5 | 29,5 | 20 | 16 | 7 | 15 | M20 | 90-110-130-150-170-190-210 | pag.56 | 50 |
| ● P54360.INM20X..CIN | 60 | 19,5 | 32 | 22 | 16 | 7 | 15 | M20 | 90-110-130-150-170-190-210 | pag.56 | 50 |
| ● P54340.INM24X..CIN | 40 | 15 | 26 | 17,5 | 19 | 7 | 15 | M24 | 90-110-130-150-170-190-210 | pag.56 | 50 |
| ● P54350.INM24X..CIN | 50 | 17,5 | 29,5 | 20 | 19 | 7 | 15 | M24 | 90-110-130-150-170-190-210 | pag.56 | 50 |
| ● P54360.INM24X..CIN | 60 | 19,5 | 32 | 22 | 19 | 7 | 15 | M24 | 90-110-130-150-170-190-210 | pag.56 | 50 |

Enter the selected stud length in place of the two dots . . in the item code. Customised stud length available for a minimum of 100 pieces.

Version P544CIN: Stainless steel mounting foot with stem type B - R24 with non-slip TPV base

| Art. | D | H | H1 | H3 | E | s | R | d1 | Q | Δ g | F1 (kN) |
|----------------------|----|------|----|----|----|---|----|-----|--------------------|--------|---------|
| ● P54460.INM16X..CIN | 60 | 19,5 | 44 | 22 | 13 | 7 | 24 | M16 | 90-110-130-150-170 | pag.56 | 60 |
| ● P54460.INM20X..CIN | 60 | 19,5 | 44 | 22 | 16 | 7 | 24 | M20 | 90-110-130-150-170 | pag.56 | 60 |

Enter the selected stud length in place of the two dots . . in the item code. Customised stud length available for a minimum of 100 pieces.

Version P545CIN: Stainless steel mounting foot with stem type A - R24 with non-slip TPV base

| Art. | D | H | H1 | H3 | E | s | R | d1 | Q | Δ g | F1 (kN) |
|----------------------|----|------|----|----|----|---|----|-----|--------------------|--------|---------|
| ● P54560.INM16X..CIN | 60 | 19,5 | 44 | 22 | 13 | 7 | 24 | M16 | 90-110-130-150-170 | pag.56 | 60 |
| ● P54560.INM20X..CIN | 60 | 19,5 | 44 | 22 | 16 | 7 | 24 | M20 | 90-110-130-150-170 | pag.56 | 90 |

Enter the selected stud length in place of the two dots . . in the item code. Customised stud length available for a minimum of 100 pieces.

Material:

Stainless steel foot base, (Aisi 303).

Surface finish:

Smooth.

Colour:

Standard blue galvanising.

Inserts:

Threaded and articulated stainless steel stem (Aisi 303), (thread tolerance 6g).

Non-slip base:

Thermoplastic vulcanised rubber TPV 75 Shore (only black RAL 9011). Resistant to oils and greases.

Stem fixing method:

The stem is fixed to the base by pressing the socket edge. Cannot be disassembled.

SPECIAL REQUESTS:

- Upon request and for special quantities inserts can be supplied with customised lengths.

